

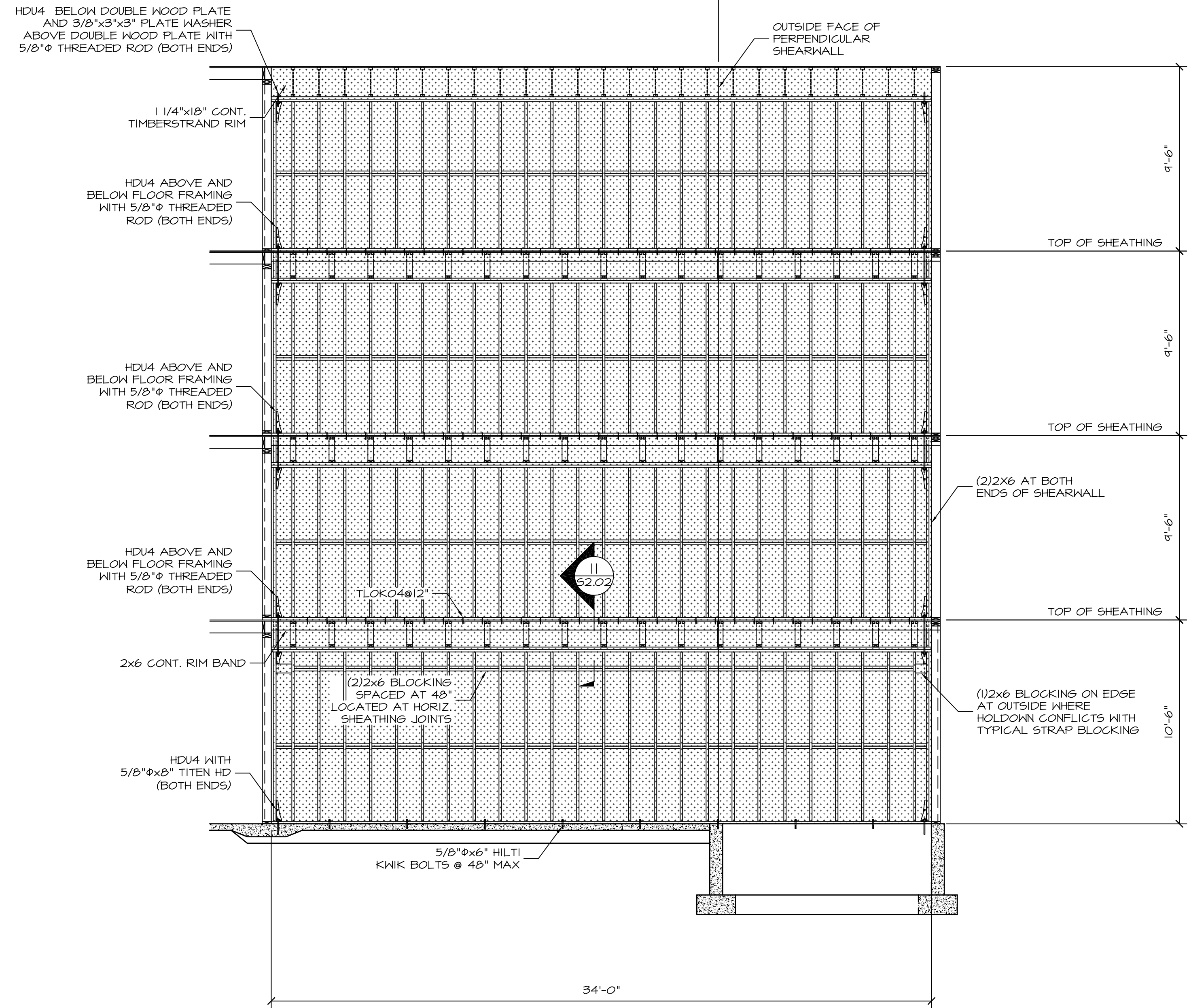
TYPICAL EXTERIOR SHEARWALL ELEVATION

1/4"=1'-0"

SHEARWALLS CONSIST OF 2x6@16" STUDS WITH 1/2" PLYWOOD SHEATHING LAID HORIZONTALLY ON EXTERIOR FACE. NAIL AT EDGES OF EACH SHEET WITH 8d NAILS SPACED AT 3" AND AT INTERMEDIATE STUDS WITH 8d NAILS SPACED AT 12". SHEATHING IS CONTINUOUS FROM FOUNDATION TO TOP OF WALL.

STRAP TIES ARE SIMPSON MSTC28 AT HEADERS AND SILLS EXCEPT AT ADJACENT TYPE A WINDOWS WHERE STRAP TIES ARE SIMPSON MSTC40. PROVIDE SOLID BLOCKING AT ALL STRAP TIE LOCATIONS. CENTER HEADER STRAP TIES AT INTERSECTION OF END OF HEADER AND KING STUD. CENTER SILL STRAP TIES AT INTERSECTION OF END OF SILL AND JACK STUD.


SEE ARCHITECTURAL DRAWINGS FOR ALL WINDOW AND DOOR LOCATIONS AND ROUGH OPENING SIZES.



TYPICAL INTERIOR SHEARWALL ELEVATION


1/4"=1'-0"

SHEARWALLS CONSIST OF 2x6@16" STUDS WITH 1/2" PLYWOOD SHEATHING LAID HORIZONTALLY. SHEATHING IS ON THE WEST FACE OF THE WEST SHEARWALL AND ON THE EAST FACE OF THE EAST SHEARWALL. NAIL AT EDGES OF EACH SHEET WITH 8d NAILS SPACED AT 3" AND AT INTERMEDIATE STUDS WITH 8d NAILS SPACED AT 12". SHEATHING IS INTERRUPTED AT EACH FLOOR BY FLOOR SHEATHING.



Prepared For:
WESTBROOK DEVELOPMENT CORPORATION
MILLBROOK ESTATES II, LP
30 Liza Harmon Drive
Westbrook, Maine 04092

2696 Lake Shore Road
Unit 30
Glenburn, ME 04049
Tel 603.293.8038



Consulting Engineer:
ARCHITECTURE
ARCHITECTS
48 Union Wharf Portland, Maine 04101
(207) 772-6022 Fax (207) 772-4056

Project:
MILLBROOK ESTATES
SENIOR HOUSING
300 East Bridge Street
Westbrook, Maine

Revisions:	01/04/16
Issued for Bid	

Date: 04 JAN 2016
Scale: 1/8"=1'-0"
SHEARWALL ELEVATIONS

S2.03