MDP

VOLTAGE: 120/208
PH & WIRES: 3P 4W
BUSES: 800

MAIN BREAKER: 800A MAIN BRKR
AIC RATING: 65K AIC
MOUNTING: SURFACE

LOCATION: BOILER RM
FEEDER: EXISTING

LOAD DESCRIPTION	AMP	POLE	DWG CRKT NO.	POLE	WATTS	WATT LOADS PH A	PH B	PH C	WATTS	POLE ID	DWG CRKT NO.	POLE	AMP	LOAD DESCRIPTION
TUB 1 OF 1 - REMARKS:														
EXISTING CIRCUIT	1200	3	1	1	0	0	---	---	0	2	-	3		SPACE
	-	-	-	3		---	0	---		4	-	-	-	
	-	-	-	5		---	---	0		6	-	-	-	
EXISTING CIRCUIT	60	3	7	7	0	0	---	---	0	8	8	3	90	EXISTING CIRCUIT
	-	-	-	9		---	0	---		10	-	-	-	
	-	-	-	11		---	---	0		12	-	-	-	
EXISTING CIRCUIT	60	3	13	13	0	0	---	---	0	14	14	3	150	EXISTING CIRCUIT
	-	-	-	15		---	0	---		16	-	-	-	
	-	-	-	17		---	---	0		18	-	-	-	
EXISTING CIRCUIT	225	3	19	19	0	0	---	---	0	20	20	1	20	EXISTING CIRUCIT
	-	-	-	21		---	0	---	0	22	22	1	20	EXISTING CIRUCIT
	-	-	-	23		---	---	0	0	24	24	1	20	EXISTING CIRUCIT
EXISTING CIRCUIT	400	3	25	25	0	0	---	---	0	26	26	3	200	EXISTING CIRCUIT
	-	-	-	27		---	0	---		28	-	-	-	
	-	-	-	29		---	---	0		30	-	-	-	
	-	-	-	31		0	---	---	0	32	32	3	100	* PANEL PC1
	-	-	-	33		---	0	---		34	-	-	-	
	-	-	-	35		---	---	0		36	-	-	-	
EXISTING CIRUCIT	200	3	37	37	0	0	---	---	0	38	-	3		SPACE
	-	-	-	39		---	0	---		40	-	-	-	
	-	-	-	41		---	---	0		42	-	-	-	
TOTAL AMPS: 0						0	0	0	TOTAL WATTS: 0					

REMARKS:
EXISTING SQUARE-D I-LINE, *= NEW CIRCUIT BREAKER AND CIRCUIT

03/28/2017

DP1

VOLTAGE: 120/208
PH & WIRES: 3P 4W
BUSES: 800

MAIN BREAKER: MLO
AIC RATING: 65K AIC
MOUNTING: SURFACE

LOCATION: BOILER RM
FEEDER: EXISTING

LOAD DESCRIPTION	AMP	POLE	DWG CRKT NO.	POLE	WATTS	WATT LOADS PH A	PH B	PH C	WATTS	POLE ID	DWG CRKT NO.	POLE	AMP	LOAD DESCRIPTION
TUB 1 OF 1 - REMARKS:														
EXISTING CIRCUIT	80	3	1	1	0	0	---	---	0	2	2	3	60	EXISTING CIRCUIT
	-	-	-	3		---	0	---		4	-	-	-	
	-	-	-	5		---	---	0		6	-	-	-	
EXISTING CIRCUIT	100	3	7	7	0	0	---	---	0	8	8	3	200	EXISTING CIRCUIT
	-	-	-	9		---	0	---		10	-	-	-	
	-	-	-	11		---	---	0		12	-	-	-	
EXISTING CIRCUIT	60	3	13	13	0	0	---	---	0	14	14	1	20	SPARE
	-	-	-	15		---	0	---	0	16	-	1		SPACE
	-	-	-	17		---	---	0	0	18	-	1		SPACE
EXISTING CIRCUIT	80	3	19	19	0	0	---	---	0	20	20	3	90	EXISTING CIRCUIT
	-	-	-	21		---	0	---		22	-	-	-	
	-	-	-	23		---	---	0		24	-	-	-	
EXISTING CIRCUIT	100	3	25	25	0	0	---	---	0	26	26	3	100	EXISTING CIRCUIT
	-	-	-	27		---	0	---		28	-	-	-	
	-	-	-	29		---	---	0		30	-	-	-	
EXISTING CIRCUIT	225	3	31	31	0	0	---	---	0	32	-	3		SPACE
	-	-	-	33		---	0	---		34	-	-	-	
	-	-	-	35		---	---	0		36	-	-	-	
EXISTING CIRCUIT	200	3	37	37	0	0	---	---	0	38	-	3		SPACE
	-	-	-	39		---	0	---		40	-	-	-	
	-	-	-	41		---	---	0		42	-	-	-	
TOTAL AMPS: 0						0	0	0	TOTAL WATTS: 0					

REMARKS:
EXISTING SQUARE-D I-LINE

03/28/2017

PC1

VOLTAGE: 120/208
PH & WIRES: 3P 4W
BUSES: 100

MAIN BREAKER: MLO
AIC RATING: 10K AIC
MOUNTING: FLUSH

LOCATION: ECE CLASSROOM
FEEDER: SEE SINGLE LINE

LOAD DESCRIPTION	AMP	POLE	DWG CRKT NO.	POLE	WATTS	WATT LOADS PH A	PH B	PH C	WATTS	POLE ID	DWG CRKT NO.	POLE	AMP	LOAD DESCRIPTION
TUB 1 OF 1 - REMARKS:														
DRYER	30	2	1	1	5000	3300	---	---	800	2	2	1	20	RCPT LOUNGE & VEST.
	-	-	-	3		---	2700	---	200	4	4	1	20	RCPT LOUNGE
WASHER	20	1	5	5	696	---	---	896	200	6	6	1	20	RCPT LOUNGE
RCPT REF.	20	1	7	7	696	896	---	---	200	8	8	1	20	RCPT LOUNGE
RCPT COUNTER	20	1	9	9	1000	---	2124	---	1124	10	10	1	20	HC DOOR OPERATOR
RCPT COUNTER	20	1	11	11	1000	---	---	1889	2667	12	12	3	15	HRU-1
RCPT COUNTER	20	1	13	13	1000	1889	---	---		14	-	-	-	
DISHWASHER	20	1	15	15	696	---	1585	---		16	-	-	-	
RCPT COUNTER	20	1	17	17	1000	---	---	1468	936	18	18	2	20	OUTDOOR AC UNIT
RCPT COUNTER	20	1	19	19	1000	1468	---	---		20	-	-	-	
SPARE	20	1	21	21	0	---	458	---	458	22	22	1	20	LTG CLRM
SPARE	20	1	23	23	0	---	---	816	816	24	24	1	20	LTG ECE CLRM & BATH
SPARE	20	1	25	25	0	260	---	---	260	26	26	1	20	LTG LOUNGE AND VEST.
SPARE	20	1	27	27	0	---	100	---	100	28	28	1	15	CONDENSATE PUMP
SPARE	20	1	29	29	0	---	---	200	200	30	30	1	20	ROOF TOP RCPT
	-	-	-	31		0	---	---		32	-	-	-	
	-	-	-	33		---	0	---		34	-	-	-	
	-	-	-	35		---	---	0		36	-	-	-	
	-	-	-	37		0	---	---		38	-	-	-	
	-	-	-	39		---	0	---		40	-	-	-	
	-	-	-	41		---	---	0		42	-	-	-	
TOTAL AMPS: 55.7						7813	6967	5269	TOTAL WATTS: 20049					

REMARKS:
NEW PANELBOARD

03/28/2017

4 PANELBOARD SCHEDULES
SCALE: NO SCALE

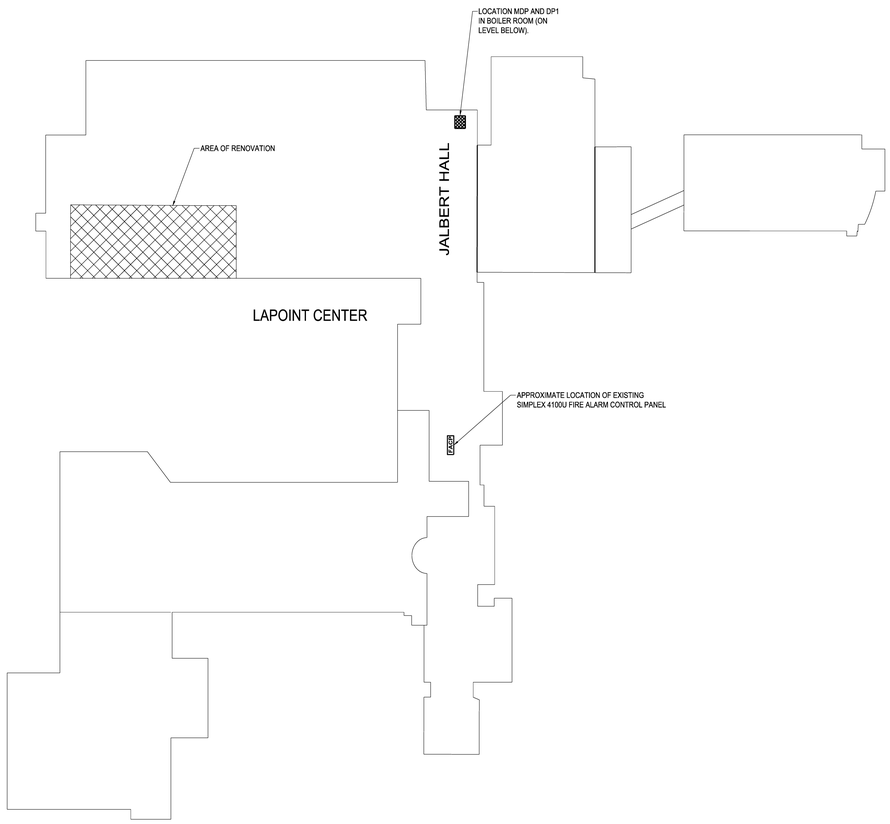

1 LOCATION PLAN
SCALE: 1" = 40'
60 40 20 10 0

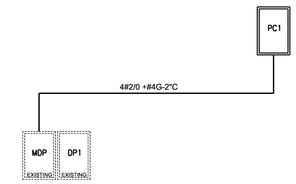

3 PARTIAL SINGLE LINE
SCALE: NO SCALE

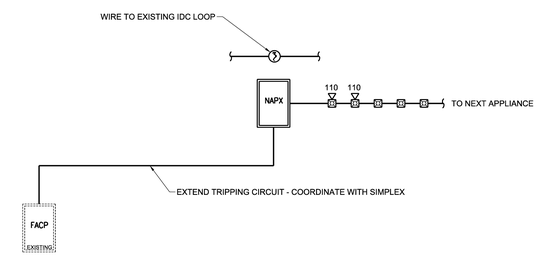

2 PARTIAL FIRE ALARM SINGLE LINE
SCALE: NO SCALE

HARRIMAN

AUBURN PORTLAND PORTSMOUTH BOSTON

CENTRAL MAINE COMMUNITY COLLEGE
ECE AREA RENOVATION

AUBURN, MAINE

Harriman Project No.	16611

Key Plan

Proj North

Issues and Revisions

Date	Description
03-29-17	CONSTRUCTION DOCUMENTS

STATE OF MAINE
JOHN W. TARR
No. 7700
LICENSED
PROFESSIONAL ENGINEER

Drawing Scales

PA / PE: JWT

Drawn By: PRA

© 2017
Harriman Associates

SINGLE LINE
AND PANELBOARD
SCHEDULES

E50.1