

HARRIMAN

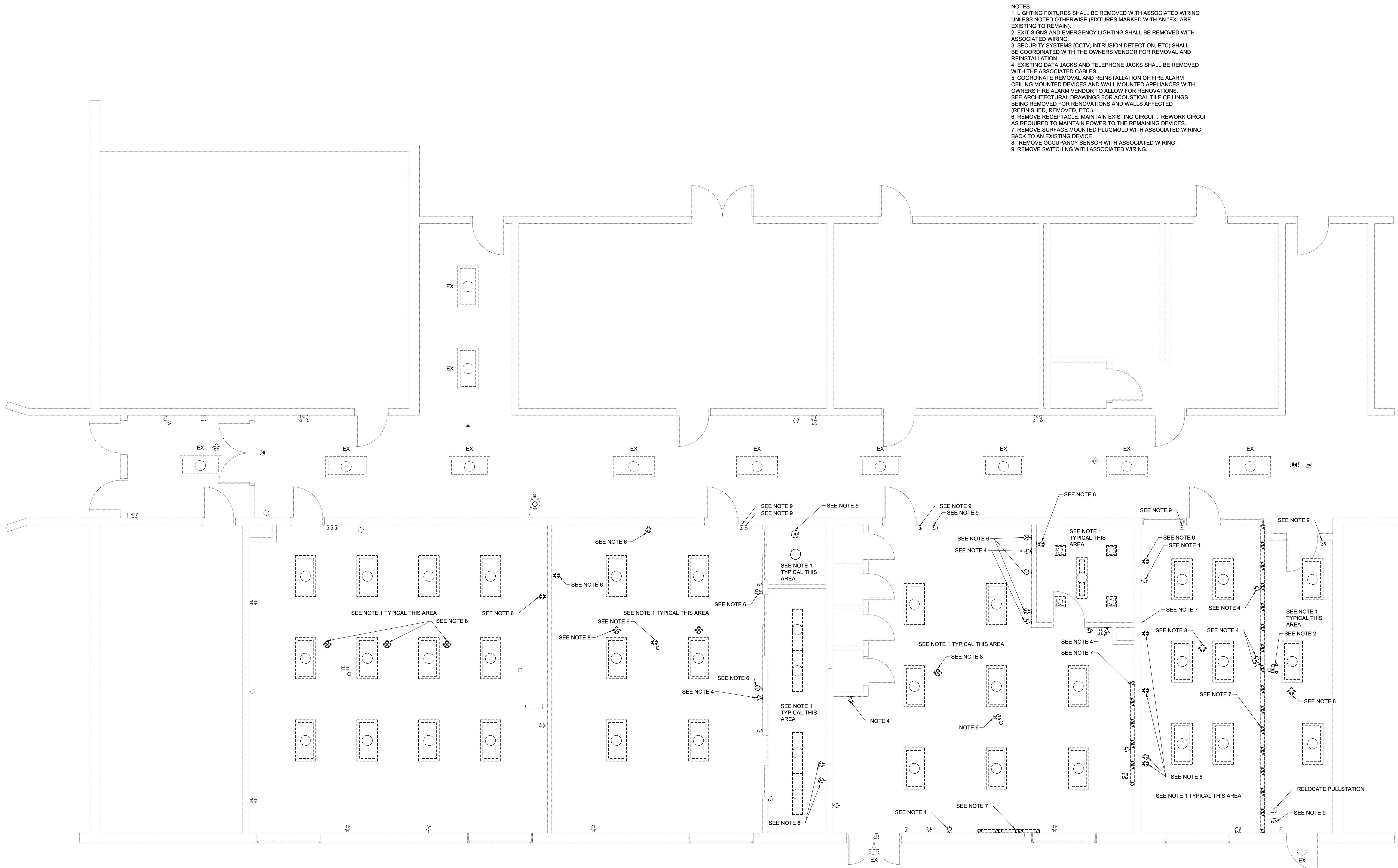
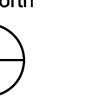
AUBURN PORTLAND PORTSMOUTH BOSTON

CENTRAL MAINE
COMMUNITY COLLEGE
ECE AREA RENOVATION

AUBURN, MAINE

Harriman Project No. 16611


Key Plan



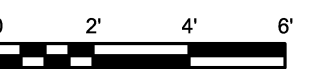
- NOTES:
1. LIGHTING FIXTURES SHALL BE REMOVED WITH ASSOCIATED WIRING UNLESS NOTED OTHERWISE (FIXTURES MARKED WITH AN "EX" ARE EXISTING TO REMAIN)
 2. EXIT SIGNS AND EMERGENCY LIGHTING SHALL BE REMOVED WITH ASSOCIATED WIRING.
 3. SECURITY SYSTEMS (CCTV, INTRUSION DETECTION, ETC) SHALL BE COORDINATED WITH THE OWNERS VENDOR FOR REMOVAL AND REINSTALLATION.
 4. EXISTING DATA JACKS AND TELEPHONE JACKS SHALL BE REMOVED WITH THE ASSOCIATED CABLES.
 5. COORDINATE REMOVAL AND REINSTALLATION OF FIRE ALARM CEILING MOUNTED DEVICES AND WALL MOUNTED APPLIANCES WITH OWNERS FIRE ALARM VENDOR TO ALLOW FOR RENOVATIONS. SEE ARCHITECTURAL DRAWINGS FOR ACOUSTICAL TILE CEILINGS BEING REMOVED FOR RENOVATIONS AND WALLS AFFECTED (REFINISHED, REMOVED, ETC.)
 6. REMOVE RECEPTACLE, MAINTAIN EXISTING CIRCUIT. REWORK CIRCUIT AS REQUIRED TO MAINTAIN POWER TO THE REMAINING DEVICES.
 7. REMOVE SURFACE MOUNTED PLUGMOLD WITH ASSOCIATED WIRING BACK TO AN EXISTING DEVICE.
 8. REMOVE OCCUPANCY SENSOR WITH ASSOCIATED WIRING.
 9. REMOVE SWITCHING WITH ASSOCIATED WIRING.

1 FIRST FLOOR PLAN
SCALE: 1/4" = 1'-0"

Issues and Revisions	
Date	Description
03-29-17	CONSTRUCTION DOCUMENTS



Drawing Scales
1/4" = 1'-0"



PA / PE: JWT
Drawn By: PRA

© 2017
Harriman Associates

FIRST FLOOR PLAN
EXISTING CONDITIONS

E05.1